

MODEL P

FULL SERVO WINDOW PATCHING MACHINE

(Ideal for Flat Window and TISSUE BOX)

MAIN FEATURES :

- High-Speed Efficiency:**
 Max speed **36,000** sheets/hr (200m/min); continuous **32,000** sheets/hr (185m/min), 24h non-stop.
- Intelligent Sheet Collection:**
 Auto count & stack collection for non-box products.
- Precision Control:**
 ±1.0 mm film accuracy. (full-servo bus + proprietary tech)
- Long-Term Durability:**
 35% load-reserve servos; > 15 year life span.
- Intelligent Setup:**
 Digital settings + one-touch for glue, film, cut.
- Synergistic Drive:**
 9 servos for smart operation.

PRODUCT SAMPLES :

Electronic product Box, Cosmetic Box, Cake Box, Tissue Box, Toy Box, etc ...



TECHNICAL PARAMETER

Model	BTM-760P	BTM-950P	BTM-1100P
Paper specification 1st (W×L)	760 × 760mm - 100 × 150mm	950 × 760mm - 100 × 150mm	1100 × 760mm - 150 × 180mm
Machine speed 1st (W×L)	Up to 12000 sheet/hour 0~760mm	Up to 12000 sheet/hour 0~760mm	Up to 10000 sheet/hour 0~760mm
Paper specification 2st (W×L)	760 × 420mm - 100 × 150mm	950 × 420mm - 100 × 150mm	1100 × 420mm - 150 × 180mm
Machine speed 2st (W×L)	Up to 24000 sheet/hour 0~420mm	Up to 24000 sheet/hour 0~420mm	Up to 20000 sheet/hour 0~420mm
Paper specification 3st (W×L)	760 × 260mm - 100 × 150mm	950 × 260mm - 100 × 150mm	1100 × 260mm - 150 × 180mm
Machine speed 3st (W×L)	Up to 36000 sheet/hour 0~260mm	Up to 36000 sheet/hour 0~260mm	Up to 30000 sheet/hour 0~260mm
Window dimension (W×L)	500 × 450mm - 30 × 50mm	500 × 450mm - 30 × 50mm	500 × 450mm - 50 × 50mm
Paper weight/sheet thickness	Cardboard: 200-2000g/m ² Corrugated board: 1-4mm		
Filmthickness	PET: 0.03-0.2 PVC: 0.03-0.25		
Positioning accuracy	±1 mm		
Power voltage	380V/50Hz		
Machine power	21kW		
Machine weight	2600kg	2800kg	3000kg
Overall dimension (L×W×H)	5500 × 1550 × 1800 mm	5500 × 1750 × 1800 mm	5500 × 1920 × 1800 mm

※ The above speeds vary according to box shape and paper type.




PRODUCT HIGHLIGHTS




Paper Feeding System

- Features optimally stable separation blades with zero wobble when locked, ensuring superior paper separation.
- Single-plate feeding belt simplifies maintenance and replacement.
- Linear bearings enable smooth front/rear movement of the paper pressing mechanism; pneumatic vibration motors reduce noise and optimize vibration.



Film Lamination & Cutting System

- **Lamination Unit:** Monolithic roller ensures stability; aluminum alloy wear-resistant air grooves; spring + screw mechanism enables zero-pressure contact and tool-free maintenance.
- **Cutting Shaft:** 180mm diameter/40mm wall; 17 deep holes + hundreds of air holes with end grooves ensure smooth cutting.




Paper Pressing Wheel Assembly

- Gear-driven dual-power transmission on upper/lower wheels delivers exceptional stability during paper conveyance, particularly with corrugated paper.



Bottom Blade & Film Feeding

- **Bottom Blade:** Reinforced casting; V-shaped structure (spiral blade-inspired); 5mm sharp steel blade; detachable stainless steel bridge + felt prevent film scratching.
- **Film Feeding:** Dual rollers + long-arm pneumatic clamping for precise length control.




Pusher Claw System

- Linear guide fixation eliminates vibration (vs. linear bearings), ensuring stable paper feed.
- Patent-certified synchronous belt drive provides quiet operation, stretch resistance, oil-free performance, low noise, and sustained precision.
- Front/rear adjustable press wheels adapt to product positions; side-fixed design simplifies setup. Side guides synchronize with claws to reduce adjustment frequency and time.



Innovative Tissue Box Slotting Unit

- Independent servo drive enables digital position adjustment.
- Manual screw fine-tuning for lateral positioning.
- Surgical blades allow easy replacement.




Gluing System

- Independent servo drive allows parameter input via HMI without wrenches or phase adjustment.
- Hard-anodized aluminum alloy glue rollers offer lightweight and high hardness.
- Optimized program with glue sensor enables automatic activation with product presence, separation without product, and jam alarm/shutdown.



Film Unwinding & Collection System

- **Unwinding Unit:** Dual frames support dual-window patching; single-side fixation + operable-side access; magnetic particle brake; axial film sensor requires no recalibration.
- **Collection Unit:** Independent servo system with integrated counting function; Configurable sheet quantity and stacking intervals.



Glue Distribution System

- Dedicated servo drive simplifies transmission and maintenance. Entire unit slides out for cleaning.



Electrical System

- INOVANCE components (China's top-tier brand) with bus-based control ensure efficient, stable operation and simplified maintenance.